




**On Thursdays 9<sup>th</sup>,  
16<sup>th</sup>, 23<sup>rd</sup> and 30<sup>th</sup>  
January, 2025**

A Beginners Macrame 4 week course with tutor Sandra Ford in January, 2025 £80.00pp. With Sandra's guidance, you will learn to master the basic knotting techniques. These knots are the foundation of macrame. Learning these will enable you to go on and confidently plan your own projects in the future. **Week 1** - Pair of coasters. With the very basic (yet most important knot of all) the square knot, you will make a lovely colourful pair of coasters. **Week 2** - Small wall hanging. You will learn the double half hitch knot. This is often known as a simple, yet difficult knot. It will be shaped into a diamond pattern to make this unique wall hanging. **Week 3** - Owl Key-rings. You will progress and learn yet another new knot - the Larks Head Knot. This will enable you to make these cute owl key-rings. **Week 4** - Pixel Macrame - Heart Shaped Pixel macrame is a great technique, enabling you to make many different patterns in your work. Pixel macrame is formed by using the vertical double half hitch knot. You will learn how to join two different colours to make a heart shape in your work. Includes tea and coffee and all materials.



Pottery sessions with tutor Charlotte Lauriston-Norris on the 2nd Tuesday of each month in 2025 10.30 - 1.30pm. £45.00pp. 6 places per session. Have go throwing a pot on the wheel and make a ceramic dish in this combination throwing and hand-building session. You will be guided by an experienced, qualified teacher to create 2 unique dishes exploring a range of textures and patterns. You will also get to have a go on the potters wheel - make sure you bring an apron and wear old clothes! You have the option to take your makes home with you and paint them when dry, or have them glazed at my studio in Louth for a small extra charge. All materials, tea and coffee included.





The UK's oldest & longest running craft market

**Save the dates – Our Christmas Craft Markets will be held at Alford Corn Exchange on Saturday and Sunday 23<sup>rd</sup>/24<sup>th</sup> November and 30<sup>th</sup> November/1<sup>st</sup> December, 2024. 10 – 4 each day except for Saturday 30<sup>th</sup> November when we will be open until 7pm to coincide with the Alford Extravaganza and Xmas lights switch on.**

## ALFORD CRAFT MARKET CENTRE

Rear of the Alford Craft Market Shop, 1 West Street, Alford LN13 9DG



**CLASSES BROCHURE  
NOVEMBER & DECEMBER, 2024  
and into JANUARY, 2025**

**Lots more classes on our website [www.alfordcraftmarket.co.uk](http://www.alfordcraftmarket.co.uk)**

**Learn from our Lincolnshire Arts and Crafts tutors  
Bring out your creativity and have fun in a friendly environment**

Access to the Craft Centre is via the side gate on West Street

To book any of our classes please visit us at the Alford Craft Market Shop West Street, Alford, LN13 9DG  
or book online at [www.alfordcraftmarket.co.uk](http://www.alfordcraftmarket.co.uk)

phone payments 01507 463341 /07920409253 (daytime only)



Alford Craft Market is a not-for-profit organisation that promotes Lincolnshire Art & Crafts via its events, shop and art & craft classes  
email: [alfordcraftmarket@gmail.com](mailto:alfordcraftmarket@gmail.com)

In the case of a cancelled class full payment will be refunded.  
If you need to cancel you will be refunded as long as you give us 7 days notice of the cancellation. Booking is essential for most classes as there are limited spaces.



The KNIT ALFORD MARKET PLACE free sessions are continuing on Wednesday mornings at the Alford Craft Market Centre. The sessions started very well with knitting and planning and will continue fortnightly. The next session is Wednesday 13<sup>th</sup> November 30<sup>th</sup> October, 10.30 – 12.30. This exciting community project will be led by the Alford Knitting Nannas. There are approx. 100 buildings to knit! Come along and join in!



Jessica Notley of Blooming Crafty's popular monthly Tuesday beginner and intermediate Willow weaving classes at the Alford Craft Market Centre are now bookable via Jessica at [bloomingcrafty@hotmail.co.uk](mailto:bloomingcrafty@hotmail.co.uk), or 07850455574.



Make a 25 x 20cms stained glass Xmas panel with tutor Claire Hart on Thursday 7<sup>th</sup> November, 2024 10.30 - 4.30pm. £72.50pp. 6 places - includes all materials. Different Xmas designs to choose from. Make a beautiful glass panel for your Xmas window. This is the perfect introduction to leaded stained glass covering the basic principles of making a leaded stained glass panel. Students will learn how to cut glass and assemble it into the lead framework, soldering the joints to complete the project. Not suitable for pregnant ladies. Please note you will be standing for most of the day. Tea and coffee provided - please bring a packed lunch.

Make a stained glass copper foiled Angel or fairy with Caron King on Saturday 23<sup>rd</sup> November, 2024 10.30 - 1pm. £38.00pp. Max 8 students - groups welcome. There will be a large selection of coloured glass to choose from. All students will learn cutting, grinding, soldering and you will take home your finished piece on the day. Your angel or fairy will measure roughly 12 x 8cms.



Make two 12cms fused glass Christmas Trees with Amanda Brown on Friday 15<sup>th</sup> November, 2024 10.30 - 1pm. £40.00pp. These will look great hanging in your window or on your tree or mantelpiece and can be used for your decorations year after year. There will be lots of different coloured glass to choose from. Your trees will be fused in our big kiln and ready to collect from the Alford Craft Market Shop about a week later, or we can post them to you for a small extra charge.



Lino Printed Pencil Case and Greetings Card Workshop on Friday 29<sup>th</sup> November, 2024 10.30 - 1.30pm. £40.00pp. 8 places Learn to create a mini stamp using lino to make your own hand printed pencil case and greetings cards, ideal for Christmas presents and cards. No previous experience is needed as step by step guidance is given and all specialist equipment provided. This workshop is delivered by a Lincoln based artist and teacher Louise Earnshaw and is ideal for both beginners and those who have lino printed before. Tea and coffee included.



Make a large 12.5cms sparkly snowflake using wire and beads with Dilys Jenkinson on Thursday 21<sup>st</sup> November, 2024 10.30 - 2pm. £28.00pp. Make your own large sparkly hanging snowflake in a choice of colours using wire and beads with Dilys Jenkinson. All tools materials and equipment provided. You will learn how to make more for your friends and family. Tea and coffee provided bring your own packed lunch.

Join Margaret Arcscott to make two colourful quilled 6.5cms Xmas Baubles on Thursday 5<sup>th</sup> December, 2024 10.30 - 2.30pm. £28.00pp. Make these colourful 6.5cms quilled baubles for your tree. includes all materials, tea and coffee provided. 5 places. Margaret will help you to mix and match different techniques and colours to craft unique attractive baubles to impress your friends and family. Please bring a packed lunch.



All classes will be held at the Alford Craft Market Centre rear of our Shop, 1 West Street, Alford where we have installed modern storage radiators for heating the Centre in the cooler months. There is free all day car parking in all Alford Car Parks. Time restrictions still apply for on street parking. You can book through our website [alfordcraftmarket.co.uk](http://alfordcraftmarket.co.uk), in person at the Alford Craft Market Shop open 10-4 each day Monday to Saturday, or pay by card on the phone 07920409253 (daytime only).